

5 Best Practices for Bridging the In-person vs. Virtual Attendee Training Gap

Dalnaz “Dill” Hasan

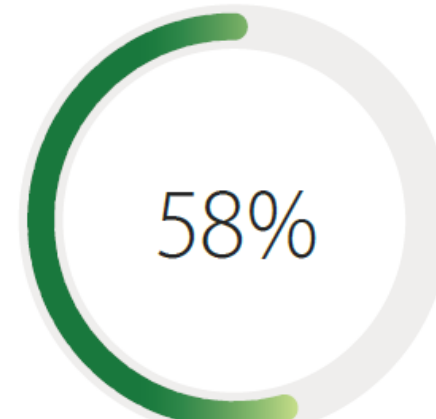
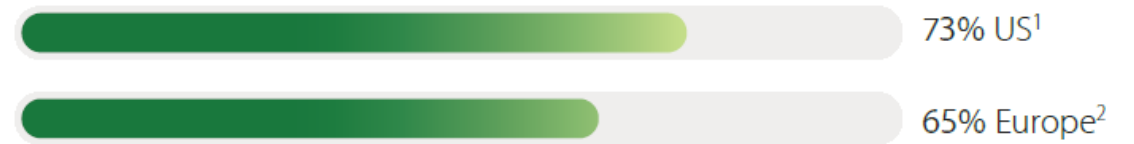
Jan 18 2022



The current state

Just how many companies are adopting an ongoing hybrid model?

Companies adopting an ongoing hybrid working model



Companies concerned that they are not aligned with employees on hybrid work expectations³

Why does it matter?

- This evolution of work has highlighted the strategic value of L&D
- Since the pandemic, many organizations had to shift their products, product development and collaborative models, and learning programs. This revealed a huge gap.



Trainings aren't a one size fits all



86%

of U.S. viewers say they
often use YouTube to
learn new things.

7 in 10

YouTube viewers use the platform for help with a problem with work, school, or hobbies.

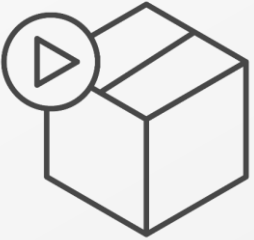
The importance of on-demand and HyFlex

Flexibility and content feedback

“We’ve been able to work alongside partner firms and keep them informed of how their advisers are doing in our courses. It’s a great accountability tool – if learners are struggling in a course, we can look at the analytics and where they may have skipped a session or where the material could be better explained. Our partners can share feedback on what topics learners need help with or which new areas of study to include and we can work with them to improve the course.”

1. What modality works best for the audience and the content

Fully Remote –
Synchronous

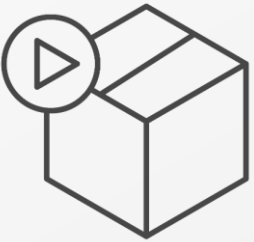


Fully Remote –
Asynchronous



1. What modality works best for the audience and the content

Fully Remote –
Synchronous



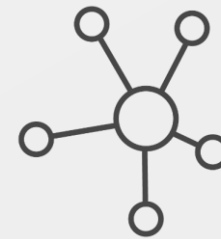
Fully Remote –
Asynchronous



Hybrid



HyFlex



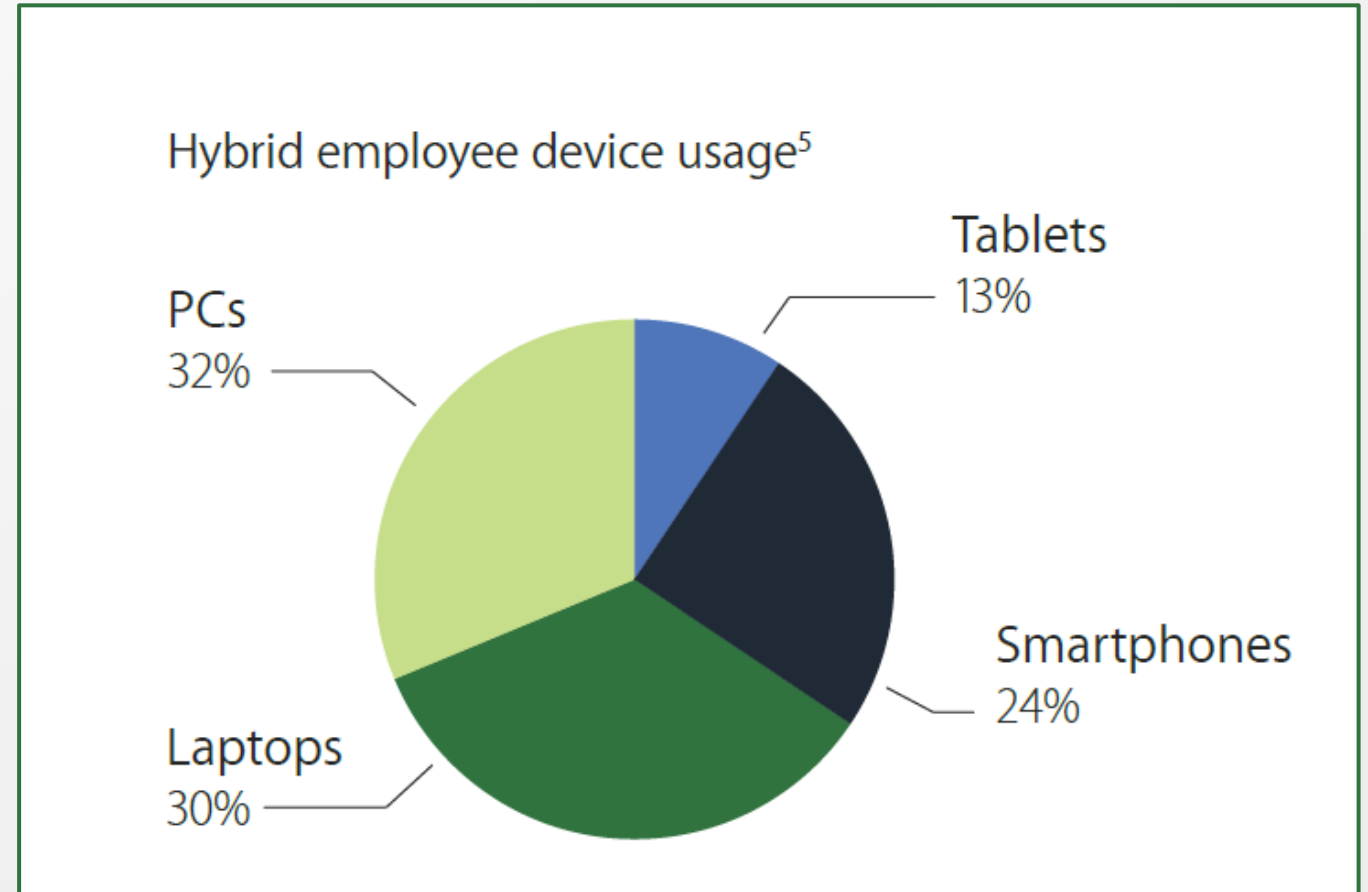
Blended



Preferences and
needs are
constantly evolving


37%

Learning on the go!



2. Survey your audience

- Hardware access
- Internet access
- Universal accommodations
- Overall learning preferences



3. Pre-Training Success Prep

- Share materials ahead of time
 - In one centralized location



3. Pre-Training Success Prep

- Share materials ahead of time
 - In one centralized location
- Prepare answers to FAQ's before you get them
 - Record micro videos and create one pagers



Communicate, communicate, communicate

Structure of the session

—

What to expect on the
day

Communicate, communicate, communicate

Structure of the session

—

What to expect on the
day

Common tech how-to's

—

Micro pieces on
operating and trouble
shooting

Communicate, communicate, communicate

Structure of the session

—

What to expect on the
day

Common tech how-to's

—

Micro pieces on
operating and trouble
shooting


Relevant pre-training handouts

—

Flip this portion of
your training


4. Preparing your trainers

- Role play with your trainers




4. Preparing your trainers

- Role play with your trainers
- Max out high engagement trainings at around 20 trainees



4. Preparing your trainers

- Role play with your trainers
- Max out high engagement trainings at around 20 trainees
- Have a moderator and a tech expert on hand during the live session



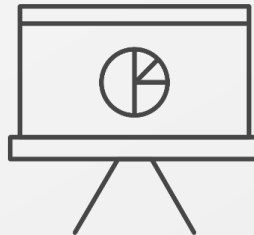
5. Day of live session

Most commonly forgotten about:

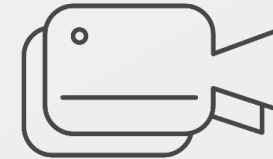
1. Audio



2. Whiteboard



3. Video (multi-source)

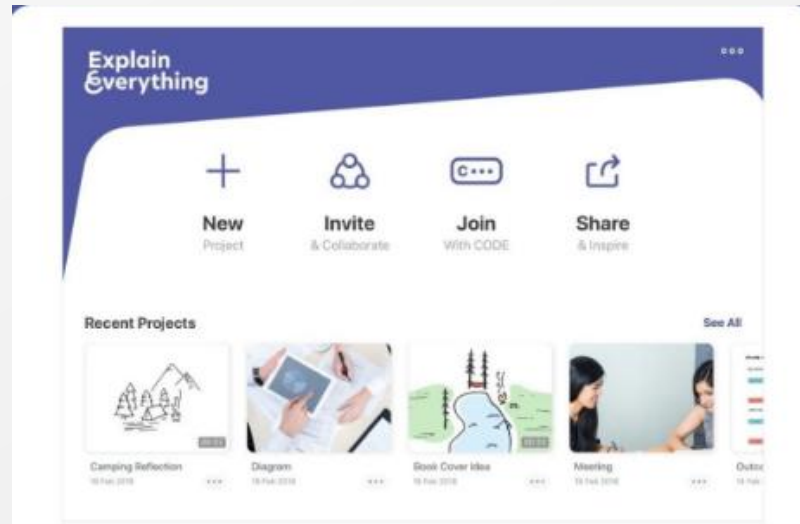


Option 1

Audio
Catch Box



Virtual whiteboard
Explain Everything



Video
C930e Business




Option 2

Audio
Boundary mics



Whiteboard
Logitech Scribe



Video
Aver PTZ



Option 3

Audio
Ceiling Mic



Video + Audio
Meet up Logitech



Matrox Encoder
On-demand viewing



Option 4 – Asynchronous

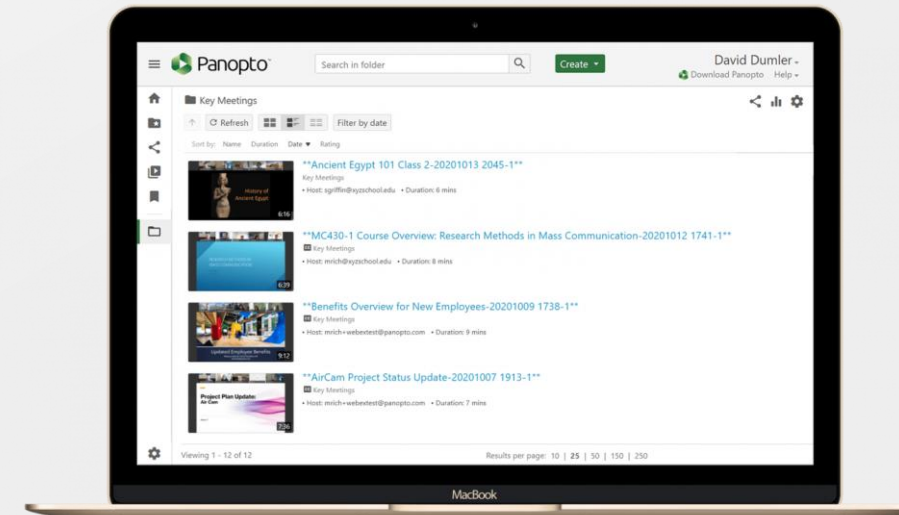
Audio
Blue Yeti



Video
C930e Business



Video Library
Panopto



What do you need to bridge the gap?

- ✓ Determine which module works for both audiences
- ✓ Survey your audience
- ✓ Pre-training audience prep
- ✓ Train your trainers
- ✓ Day of hybrid set up
- ✓ Incorporate on-demand video training



“I can’t see L&D ever going back to what it was. The hybrid model and online training are becoming the norm – and it doesn’t have to be difficult. One of the things I really love about Panopto is that it’s so easy to quickly produce a video. I work with teams that have never used video tools at all who easily start creating and editing content. Don’t take my word for it, download the trial version, build a small, digitized course, and evaluate how easy it is for yourself.”

Handle any video source:

Training



Meetings



Live Events



Presentations



Online Meetings



Studio Recording



Screen Captures



Existing Videos



Mobile Video



Panopto®

Bridge your organization's
knowledge gap with video.

Deliver solutions wherever staff go to find answers:



Collaboration



LMS



Video Portal



Mobile Devices



CRM



API

Let's Roll.

Dill Hasan
Video Evangelist

-

dhasan@panopto.com

www.panopto.com





The information contained in these materials is provided for informational purposes only and does not constitute a formal offer by Panopto to sell its services and products, which can only occur through a written agreement between the parties. This information is provided as is without warranty of any kind, express or implied, and Panopto shall have no liability relating to its use. Panopto and the Panopto logo are registered trademarks of Panopto. Copyright Panopto 2021. All rights reserved.