

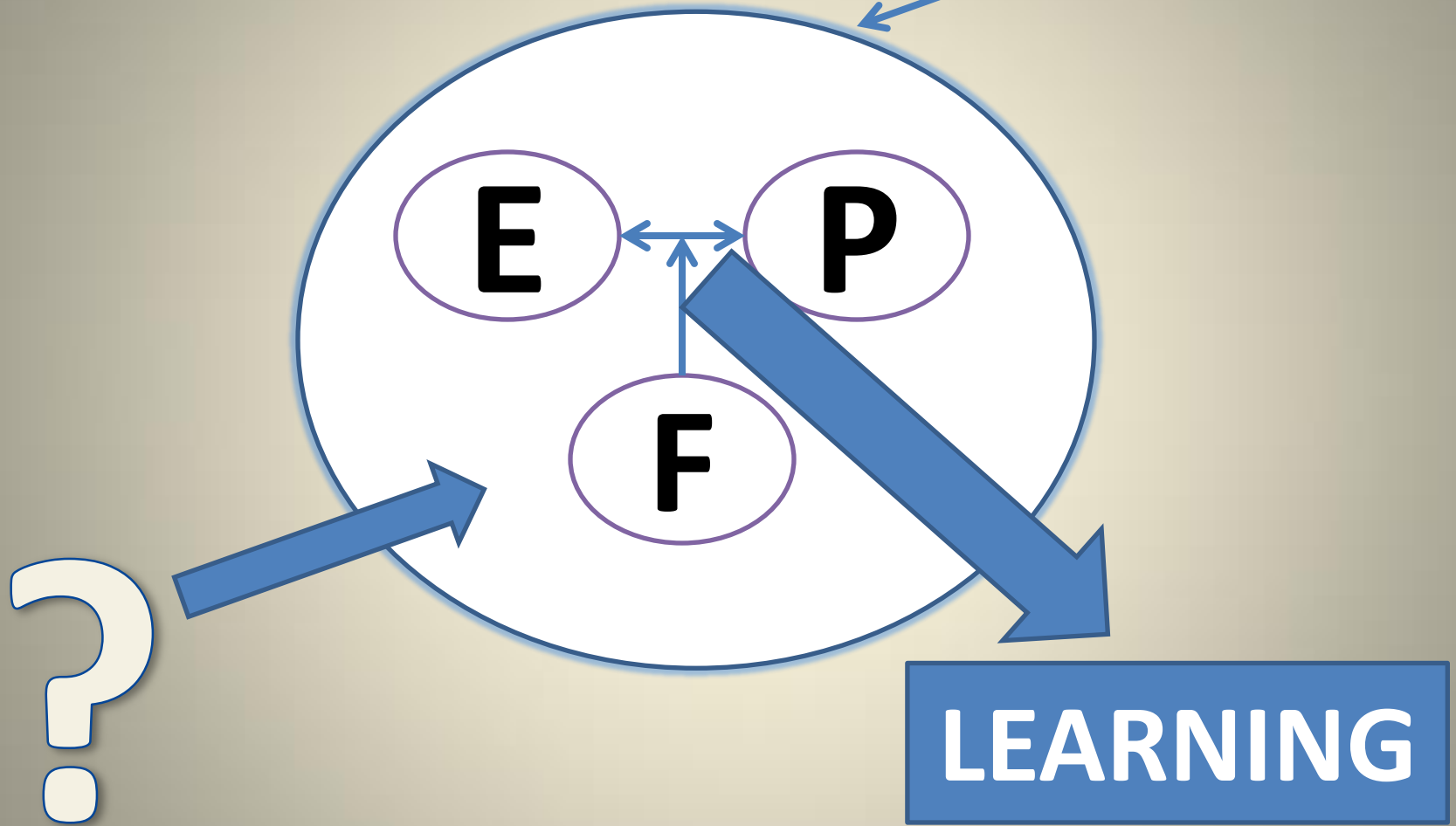
Teach with **STYLE**

By
Jim Teeters
&
Lynn Hodges

**CREATIVE TACTICS
FOR ADULT LEARNING**

THEORY

TOPIC



LEARNING


ATMOSPHERE FOR LEARNING

SAFE

STIMULATING

SYSTEMATIC

SPONTANEOUS




Jim meets
Lynn!



EXPANDED
Teach with Style
MODEL

WHAT'S MY STYLE?




Adult Learning

A Brief Theoretical and
Philosophical Overview



Adult Learning I.




Some assumptions
about adult learners...

SAFE

Adults learn best in a safe, trust-filled learning environment...

- 📌 Comfortable surroundings
- 📌 Socially secure
- 📌 Know what will happen



STIMULATING

Adults learn best when they are provided with provocative ideas and active learning methods.

- 📌 Solve problems
- 📌 Relevant learning
- 📌 Challenging



SYSTEMATIC

Adults learn best in well-planned programs, designed collaboratively with them.

- 📌 Control and responsibility
- 📌 Reason and logic
- 📌 Meets needs



SPONTANEOUS

Adults learn best when they experience exciting and creative instructional methods.

- ✂ Unpredictability
- ✂ Enjoyable experiences
- ✂ Taking measured risks



BALANCE THE FOUR INSTRUCTOR STYLES

Balancing the Instructor Styles creates more lively and effective instruction and therefore greater potential for change and growth in adult students.

Help students feel at ease,
comfortable and accepted.

SAFE

SYSTEMATIC

Allow unpredictability so
students are free to explore.

SPONTANEOUS

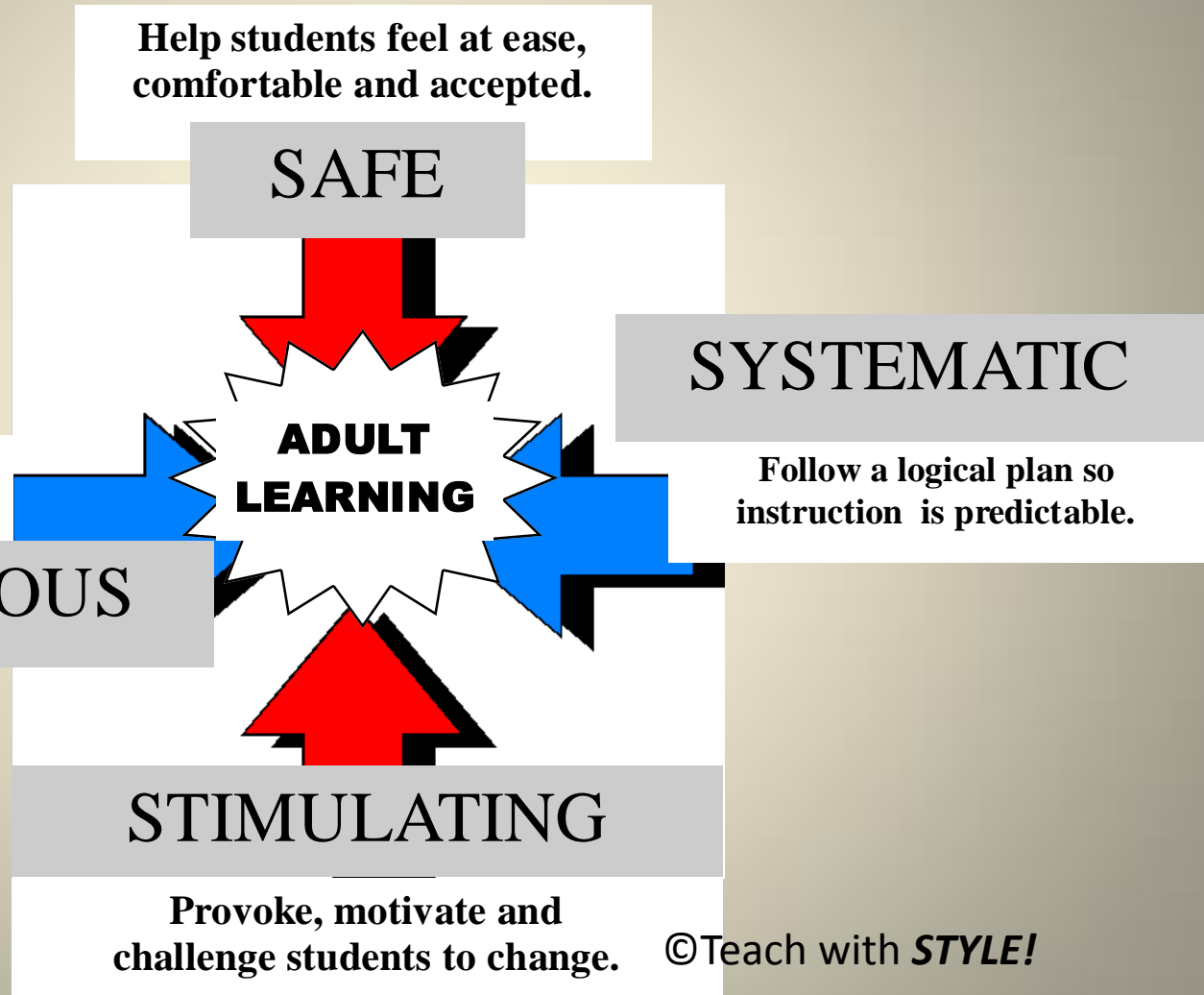
Follow a logical plan so
instruction is predictable.

**ADULT
LEARNING**

STIMULATING

Provoke, motivate and
challenge students to change.


©Teach with **STYLE!**



THE FOUR ELEMENTS

& TEACH with STYLE

(SAFE)



WATER



WIND

(SPONATEOUS)



EARTH

(SYSTEMATIC)

FIRE 

(STIMULATING)

A COSMOLOGY OF TEACHING!

4 STYLES

**MUST USE AND
BALANCE EACH OF
THE FOUR STYLES**

20 STRATEGIES

**CHOOSE FROM
20 STRATEGIES
– 5 FOR EACH
STYLE**

**∞
TACTICS!**

**CHOOSE FROM OVER 100 IN
OUR BOOK OR SEARCH
AND/OR CREATE YOUR OWN
– INFINITE POSSIBILITIES!**

INSTRUCTOR STYLES AND STRATEGIES

USE THIS STYLE: BECAUSE: AND THESE STRATEGIES

Safe

Create comfort zones for adults to take risks in learning.

Adults need a safe, trust-filled learning environment in order to let go of the old and embrace the new.

1. Help students feel at home in the learning place.
2. Let students know what to expect.
3. Help students get acquainted.
4. Keep time commitments.
5. Build trust and openness.

Stimulating

Actively challenge adults to think change and grow.

Adults will be able to make positive changes when they encounter ideas presented in interesting and lively ways.

6. Use active learning approaches.
7. Help students solve real problems.
8. Challenge students with new and useful ideas.
9. Encourage creativity.
10. Help students practice new learning.

Systematic

Set shared goals, plan for agreed upon results, and measure success.

Adults are more likely to change when they participate in well-planned programs designed cooperatively.

11. Collaborate with your students as you plan.
12. Assess student learning needs and styles.
13. Set clear, meaningful goals.
14. Plan to reach your goals.
15. Evaluate your plan.

Spontaneous

Plan and allow for play, humor and surprise in the learning experience.

Adults need opportunity and permission to try out new ways of seeing and behaving to break free from old patterns.


16. Help students tell their stories.
17. Make it funny, make it fun.
18. Use imagination and the arts.
19. Build in risk-taking.
20. Take time to reflect.

©Teach with **STYLE!**

SAFE

Create comfort zones for adults to take risks in learning.


1. Help participants feel at home.
2. Let participants know what to expect.
3. Help participants get acquainted.
4. Keep time commitments.
5. Build trust and openness.



STIMULATING

Actively challenge adults to think change and grow.

6. Use active learning approaches.
7. Help students solve real problems.
8. Challenge students with new and useful ideas.
9. Encourage creativity.
10. Help students practice new learning



SYSTEMATIC

Set shared goals, plan for agreed upon results, and measure success.

- 11. Collaborate with your students as you plan.**
- 12. Assess student learning needs and styles.**
- 13. Set clear, meaningful goals.**
- 14. Plan to reach your goals.**
- 15. Evaluate your plan.**



SPONTANEOUS

Plan and allow for play, humor and surprise in the learning experience

16. Help students tell their stories.

17. Make it funny, make it fun.

18. Use imagination and the arts.

19. Build in risk-taking.

20. Take time to reflect.



Teach with **STYLE**



- SAMPLE PROGRAMS
- OVER 100 TACTICS
- CONTINUOUS IMPROVEMENT
- EVALUATION OF ADULT LEARNING
- HOW TO GET BETTER!